

RAISED CONCRETE MOUNT ANCHOR

AP118



Raised concrete mount anchor
suitable for fall arrest and rope use
on ballast/aggregate roofs.



Product brochure
Concrete mount anchor



Installation manual
Concrete mount anchors



Operation manual
Fall arrest anchors



Operation manual
Rope access Anchors

Find all related products and resources on our website
kattsafe.com.au

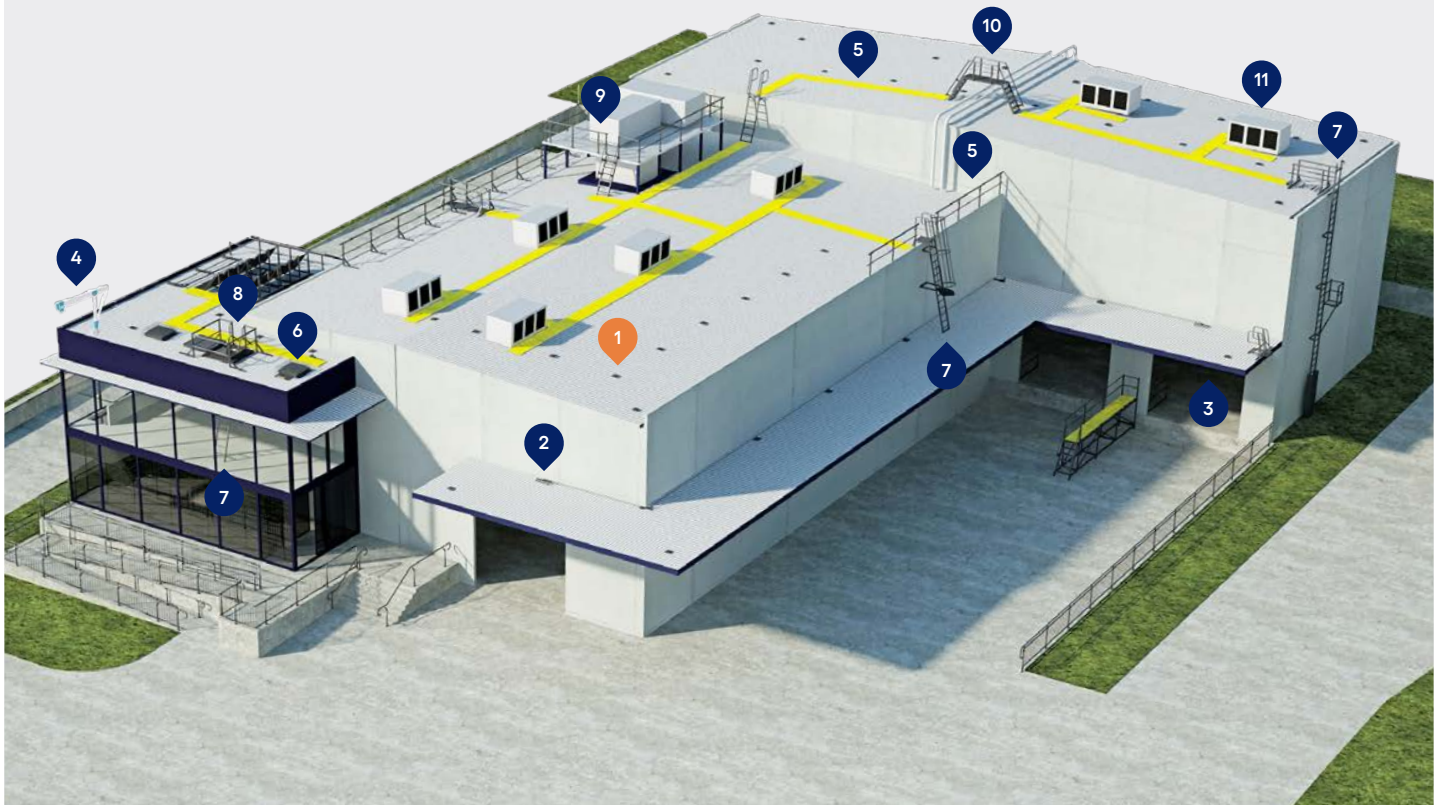
Commercial building height access and fall protection requirements

Kattsafe leads the industry in the design, installation and management of access and fall protection safety systems.

The in-action model demonstrates access and fall protection requirements for a commercial building design. Kattsafe recommendations fulfill current workplace requirements for the safety of building maintenance subcontractors, employees and the general public.


For more information please contact Kattsafe.
kattsafe.com.au

- 1 Anchor points
- 2 Static lines
- 3 Rigid rail
- 4 Davits and needles
- 5 Guardrail and walkway
- 6 Skylight protectors
- 7 Rung ladders
- 8 Access hatches
- 9 Platforms and stairs
- 10 Step ladders
- 11 HVAC platforms



RAISED CONCRETE MOUNT ANCHOR

Raised concrete mount anchor for fall arrest and rope access use on ballast/aggregate roofs.



Large eyelet

The large eyelet allows easy attachment for personnel.



High strength

High strength stainless steel construction.



Simple installation

Using epoxy adhesive, installation is simple.

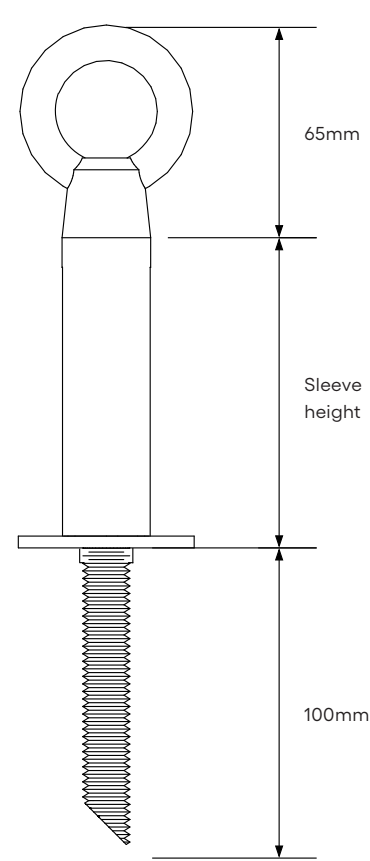


Multiple heights

Three height options available to suit any project.



PRODUCT DIMENSIONS



Code	Description	Sleeve height
AP118.050	Raised concrete mount anchor - 50mm	50mm
AP118.150	Raised concrete mount anchor - 150mm	150mm
AP118.200	Raised concrete mount anchor - 200mm	200mm

TECHNICAL SPECIFICATION

Raised concrete mount anchor

AP118

Raised concrete mount anchor for fall arrest and rope access use on ballast/aggregate roofs. System design, supply, layout, installation and certification by a Kattsafe approved installer, as per the manufacturer's installation instructions and current standards.

Materials

316 stainless steel

Dimensions

- Eyebolt: diameter 60mm OD, 35 ID
- Sleeve: 32mm x 50/150/200mm
- Threaded rod: M16 x 100mm, 45 degree cut
- Flange: 50mm x 3mm

Weight

- AP118.050: 0.6kg
- AP118.150: 0.7kg
- AP118.200: 0.9kg

Fixings (refer to installation manual)

Epoxy adhesive fix

Substructure requirements

- Minimum concrete strength: 25mPa
- Minimum anchor spacing: 200mm
- Minimum concrete thickness: 200mm
- Minimum concrete edge distance: 200mm

Rating

- Fall arrest: 15kN
- Rope access: 12kN

Compliance

The AP118 raised concrete mount anchor is designed and manufactured in accordance with requirements of Australian and New Zealand Standards AS/NZS 1891.4:2009, AS/NZS ISO 22846 and AS/NZS 5532:2013.

Testing

Testing and performance based on AS/NZS 1891.4:2009

- Dynamic load test 15kN
- Static load test – 15kN

Requires proof load test – see note below.

Product warranty

10 Years from date of purchase subject to correct installation. Use and maintenance to be in accordance with manufacturer's specifications and recommendations.

Inspection and maintenance

Inspection and certification required every 12 months by competent person in accordance with manufacturer's specifications and requirements of Australian and New Zealand Standards AS/NZS ISO 22846 and AS/NZS 1891.4:2009 Section 9 (refer installation manual).

Rope access use: tensile load test to 6.0kN

Fall arrest use: tensile load test to 7.5kN

Important note

- Anchor requires proof load testing prior to use as per AS/NZS1891.4:2009.
- Device is for personnel use only.
- AP118.200 not suitable for rope access use.
- Failure to supply and/or install proprietary product in accordance with above standards and codes, specifications and installation/usage guidelines voids complete system certification and/or warranty.

WARRANTY INFORMATION

Warranty period on this system:
10 years from date of purchase

Should you have a warranty claim as a result of a defect the following procedure must be followed:

Identify the following information:

- The product/system name and code number.
- The date of purchase/installation.
- Installation company details.
- The installation identification number.
- The name of the company using this system.
- A description of the defect/warranty claim.
- The periodic system maintenance report.

Forward the above information to sales@kattsafe.com.au or contact technical helpline, 1300 301 755.

Terms and conditions

All warranty claims must be made in writing within 14 days of the appearance of the defect.

Incorrect installation or work done by a non accredited Kattsafe system installer will void all warranty rights.

Systems that have been installed using non proprietary equipment will void all warranties.

System roof/cladding and concrete penetration seals are not covered in this warranty.

Systems/components that have not been maintained in accordance with manufacturer's/legislative requirements will void warranty.

Systems used by incompetent persons or use with non compatible accessories ie. harness gear, lanyards, travellers, fall arrestors etc. will void warranty.

Systems/components used for purposes other than their intended use will void warranty.

General wear and tear is expected and will depend on the frequency of use and is not covered by warranty.



Product brochure
Concrete mount anchor



Installation manual
Concrete mount anchors



Operation manual
Fall arrest anchors



Operation manual
Rope access anchors



QMS Certification
ISO 9001:2015

Find all related products and resources on our website.
kattsafe.com.au

Kattsafe

Height access
and fall protection

1029 Mountain Highway
Boronia Victoria 3155
Australia

1300 301 755
sales@kattsafe.com.au
kattsafe.com.au