


ROOF ACCESS HATCHES

LD490



Kattsafe's roof access hatches are uniquely designed to provide safe and easy access for personnel and equipment from inside the building in either a hinged or sliding door configuration.



Product brochure
Roof access hatches



Installation manual
Roof access hatches

Find all related products and resources on our website
kattsafe.com.au

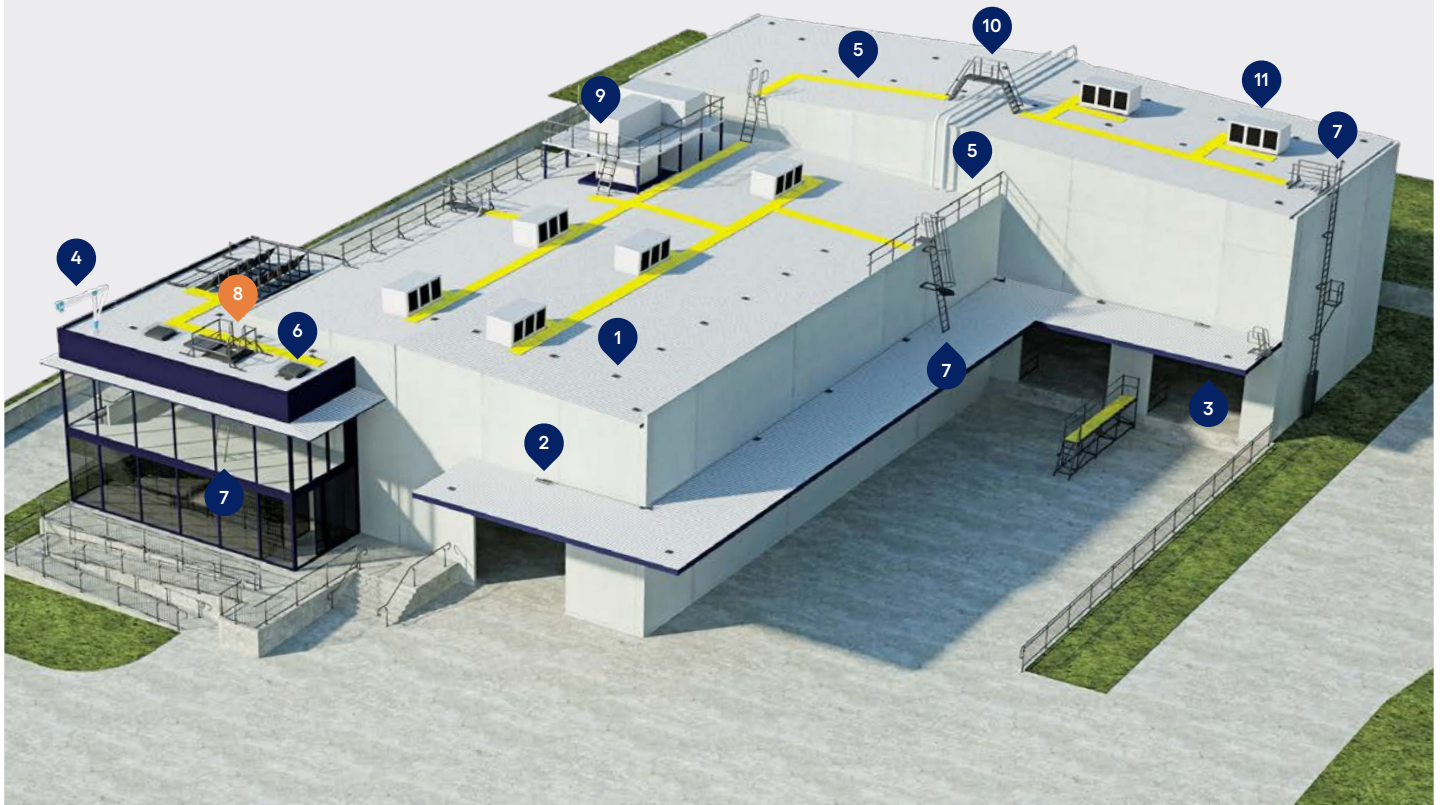
Commercial building height access and fall protection requirements

Kattsafe leads the industry in the design, installation and management of access and fall protection safety systems.

The in-action model demonstrates access and fall protection requirements for a commercial building design. Kattsafe recommendations fulfill current workplace requirements for the safety of building maintenance subcontractors, employees and the general public.



For more information please contact Kattsafe.
kattsafe.com.au

- 1 Anchor points
- 2 Static lines
- 3 Rigid rail
- 4 Davits and needles
- 5 Guardrail and walkway
- 6 Skylight protectors
- 7 Rung ladders
- 8 **Roof access hatches**
- 9 Platforms and stairs
- 10 Step ladders
- 11 HVAC platforms



ROOF ACCESS HATCHES

Manufactured as prefabricated units, Kattsafe roof access hatches are lightweight, robust, easy to install and include internal locking facilities.



Two door configurations

The roof access hatch comes in either sliding or hinged door access, to suit different size requirements.



Flashing options

The roof access hatch has multiple flashing options to suit either tray deck or corrugated deck roof types.



Construction

Manufactured with an aluminium frame and zincalume shell, proving corrosion resistance and improving the products longevity.



Weatherproof

The insulated double skin limits noise and thermal transfer, and the EPDM weatherproof seal provides protection from the elements.



Easy to operate

Designed with precision steel bearing slides and gus strut assist, making use and operation easy.



Locking function

Includes a one hand operated push lock with keys to secure the hatch when not in use.

ROOF ACCESS HATCH CONFIGURATIONS

Hinged roof access hatch

- For small to medium internal access spaces to roofs.
- Available in either tray deck or corrugated roof profiles with the corresponding flashing kits.



Sliding roof access hatch

- Suitable for large internal access spaces to roofs.
- Available in either tray deck or corrugated roof profiles with the corresponding flashing kits.



TECHNICAL SPECIFICATION

Roof access hatches

System design, supply, layout, installation and certification by a registered roof plumber and a Kattsafe accredited installer, as per the manufacturer's installation instructions and current standards.

Materials

- Zincalume sheet metal
- Aluminium frame construction

Dimensions

Hatch type	Opening clearance (mm)	Length (mm)	Width (mm)	Height (mm)
LD494T	1000 x 800	1305	1105	230
LD494C	1000 x 800	1365	1165	170
LD497.1000	1000 x 722	1400	1200	
LD498.1200	1200 x 920	1600	1400	
LD499.1500	1400 x 920	1900	1400	

Weight

24kg

Compliance

Roof access hatches are designed to conform with requirements of the Australian Standards AS 1657:2018 fixed platforms, walkways, stairways and ladders, design, construction and installation and relevant codes of practices and guidelines.

Product warranty

1 year from date of purchase subject to correct installation. Use and maintenance to be in accordance with manufacturer's specifications and recommendations.

Inspection and maintenance

Inspection and certification required every 12 months by competent person in accordance with manufacturer's specifications and requirements of Australian Standard AS/NZS 1891 and AS/NZS 5532.

Important note

- To install roof hatches, installers must hold a valid industry roof plumbing license.
- Installation and equipment must be provided by a registered roof plumber installing the system.
- See roof access hatch guardrail kit on kattsafe.com.au for necessary guardrail protection around the hatch.

WARRANTY INFORMATION

Warranty period on this system:
1 year from date of purchase

Should you have a warranty claim as a result of a defect the following procedure must be followed:

Identify the following information:

- The product/system name and code number.
- The date of purchase/installation.
- Installation company details.
- The installation identification number.
- The name of the company using this system.
- A description of the defect/warranty claim.
- The periodic system maintenance report.

Forward the above information to sales@kattsafe.com.au or contact technical helpline, 1300 301 755.

Terms and conditions

All warranty claims must be made in writing within 14 days of the appearance of the defect.

Incorrect installation or work done by a non accredited Kattsafe system installer will void all warranty rights.

Systems that have been installed using non proprietary equipment will void all warranties.

System roof/cladding and concrete penetration seals are not covered in this warranty.

Systems/components that have not been maintained in accordance with manufacturer's/legislative requirements will void warranty.

Systems used by incompetent persons or use with non compatible accessories ie. harness gear, lanyards, travellers, fall arrestors etc. will void warranty.

Systems/components used for purposes other than their intended use will void warranty.

General wear and tear is expected and will depend on the frequency of use and is not covered by warranty.



Product brochure
Roof access hatches



Installation manual
Roof access hatches



QMS Certification
ISO 9001:2015

Find all related products and resources on our website.
kattsafe.com.au

Kattsafe

Height access
and fall protection

1029 Mountain Highway
Boronia Victoria 3155
Australia

1300 301 755
sales@kattsafe.com.au
kattsafe.com.au